



# Spelling, Punctuation and Grammar

## Writing a Sentence

# Writing a Sentence

\_\_\_\_\_

\_\_\_\_\_

\_\_\_\_\_

\_\_\_\_\_



# Title

Introductory Activity

Independent Focused Activity

Review Activity

Consolidation Activity

Assessment

# Aim



- I can make a sentence by linking words together.
- I can use finger spaces to separate words.

# Success Criteria

- I can tell you what a sentence is.
- I can order words to make a sentence.
- I can use a capital letter and full stop to write a sentence.
- I can use finger spaces between words.
- I can write my own sentence and check it makes sense.



# Introductory Activity



# Linking Words



Read these words:

children went the park to

We can combine these words so they make sense and mean something, like this:

The children went to the park.

This is called a **sentence**.



# Linking Words



**T**he children went to the park.

What can you notice about the start and end of the sentence?

There is always a **capital letter** at the start of a sentence and a **full stop** at the end.

The words in a sentence need to have **finger spaces** between them so the sentence can be easily read.



# Linking Words



Can you make a sentence using these words?

asked My to mum help. me

--	--	--	--	--	--



# Linking Words



Can you make a sentence using these words?

out    went    Tim    play.    to

--	--	--	--	--

# Linking Words



Can you make a sentence using these words?

ride I like bike. my to

--	--	--	--	--	--

# Linking Words




What is wrong with this sentence?

**MydogiscalledBertie.**

There are no spaces  
between the words!

**My dog is called Bertie.**

Now the sentence is much easier to read.  
We can tell where one word ends and  
another one starts.





# Independent Focused Activity

\_\_\_\_\_

\_\_\_\_\_

\_\_\_\_\_

\_\_\_\_\_

# Making a Sentence



You are going to work on your own to make some super sentences.

## Remember:

A sentence should make sense.

A sentence has a capital letter at the beginning and a full stop at the end.

The words in a sentence need to have finger spaces between them.

## Making a Sentence

I can order words to make a sentence.  
I can use finger spaces between words.

1. Write the words in the right order to make a sentence. Remember to use finger spaces between the words.

a) sing like I to \_\_\_\_\_


b) play We the with toys. \_\_\_\_\_

c) look and this. Come at \_\_\_\_\_

d) dad made I with cake a \_\_\_\_\_



Remember to use finger spaces between the words.





# Review Activity

\_\_\_\_\_

\_\_\_\_\_

\_\_\_\_\_

\_\_\_\_\_

# Write a Sentence Card Game



Take turns to turn over a **who** card and a **what** card.

Use the cards to help you write a sentence on your whiteboards using the checklist on the **Writing a Sentence Display Poster**.

Swap whiteboards and check your partner has written a correct sentence.





# Consolidation Activity

\_\_\_\_\_

\_\_\_\_\_

\_\_\_\_\_

\_\_\_\_\_



# Get It Right!



Being able to write a sentence correctly is very important.

**Can you remember what you need to do to get it right?**

You are going to work on your own to re-write the sentences on your **Get It Right! Activity Sheet** so that they are correct.



## Get It Right!

I can order words to make a sentence.  
I can use a capital letter and full stop when writing a sentence.

1. Lucy has forgotten how to write a sentence. Can you help her to write the sentences again so they are correct?

- a) the cat is sleeping \_\_\_\_\_
- b) i have to shopping go \_\_\_\_\_
- c) dan will the drinks get \_\_\_\_\_
- d) go back and up it pick \_\_\_\_\_
- e) lots of friends I have \_\_\_\_\_

Challenge:

2. Now write your own sentence to describe this picture.



\_\_\_\_\_  
\_\_\_\_\_  
\_\_\_\_\_



# Assessment

\_\_\_\_\_

\_\_\_\_\_

\_\_\_\_\_

\_\_\_\_\_

# Look and Write



Take turns to perform a short action.



Watch carefully and write a sentence to describe what you see.



Check your sentence is correct with your teacher.

# Writing a Sentence



Use all of the information you have learnt and practised about writing a sentence.

Work on your own to complete the **Application Activity**.



## Writing a Sentence

I can tell you what a sentence is.

I can use a capital letter and full stop when writing a sentence.

I can use finger spaces between words.

I can write my own sentence and check it makes sense.

1. Draw lines to finish the sentences.

A sentence starts with a

full stop.

A sentence ends with a

make sense.

A sentence should

capital letter.

2. Make these sentences correct:

a) i want to play with Tom. \_\_\_\_\_

b) my dog is on the bed \_\_\_\_\_

3. Write a sentence to describe this picture:

\_\_\_\_\_  
\_\_\_\_\_  
\_\_\_\_\_

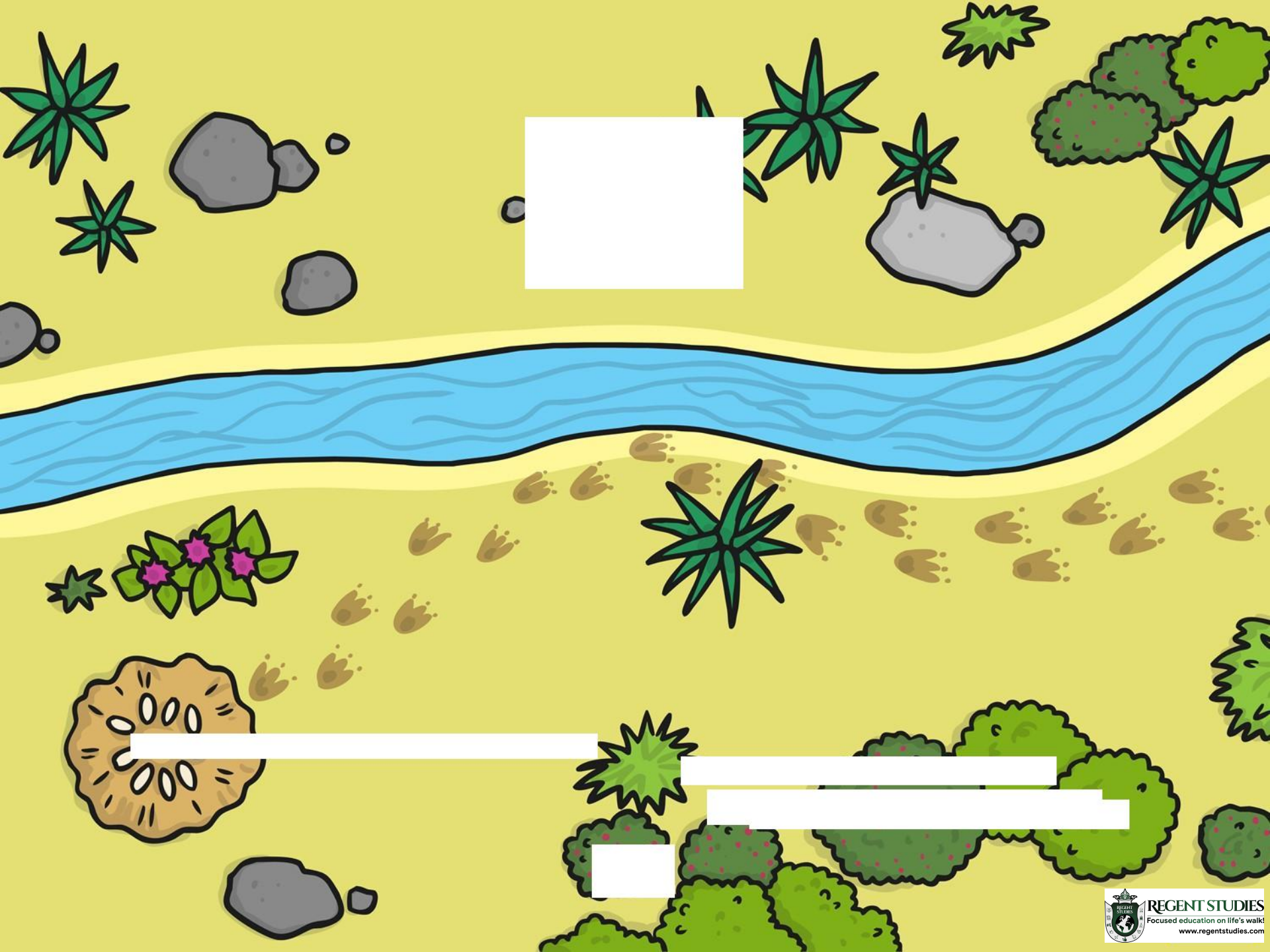


# Aim

- I can make a sentence by linking words together.
- I can use finger spaces to separate words.

# Success Criteria

- I can tell you what a sentence is.
- I can order words to make a sentence.
- I can use a capital letter and full stop to write a sentence.
- I can use finger spaces between words.
- I can write my own sentence and check it makes sense.



[Redacted]

[Redacted]

[Redacted]

[Redacted]

[Redacted]